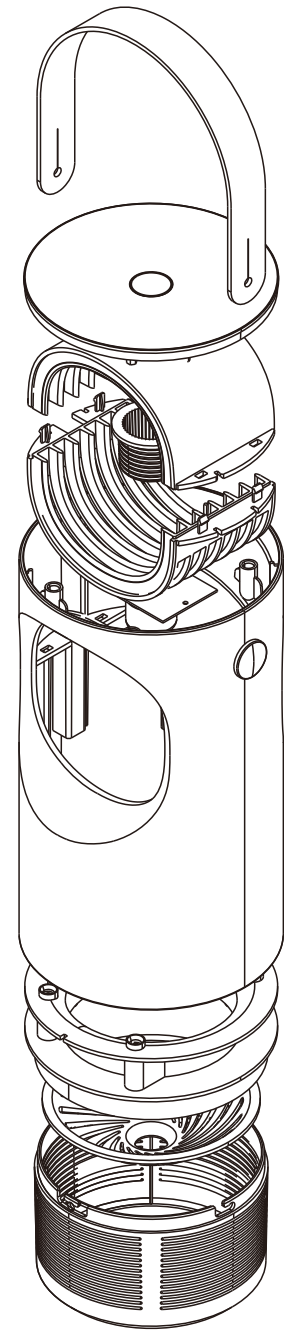


Purple Vortex



REMINDER

- 1 Be sure to use this product operated 3-hours before sleep.
- 2 After turn on Mosquito Killer, it's more effective when there is nobody in bedroom.
- 3 Physical method to be used in product for killing mosquitoes, without any drug ingredient and chemical constituent.
- 4 Don't open container frequently to checking mosquito, or maybe mosquitoes have not been dehydrated and escape.
- 5 Don't put this product in front of air conditioner or electronic fan, and turn off the room light when operating this product.

WARNINGS

- Prohibition
- Make sure to follow it

Caution Please follow below instructions.

- Do NOT connect to high power source.
- Do NOT operate it under bad condition.
- Do NOT put finger or anything else into grille.
- Do NOT disassemble, modify or repair product.
- Be sure to place this product in a stable place.
- Do NOT cover this product with cotton fabric when operating.
- Be sure to follow below instructions:
 - ※ Be sure to disconnect USB cable before you clean this product.
 - ※ Be sure to disconnect USB cable smoothly.
 - ※ Be sure to keep USB cable out of reach of children when operating.
 - ※ Do not impact the product/USB cable, repeated impact may cause internal failures.
 - ※ Do not twine anything on USB cable when operating.
 - ※ Do not disassemble and modify USB cable.
- Do NOT disassemble and modify this product.

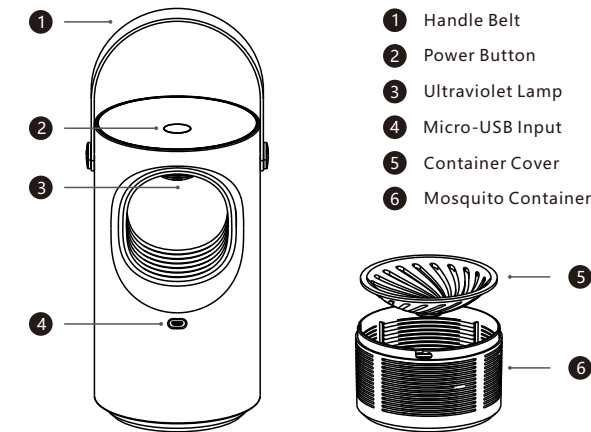
User Manual
USB Mosquito Killer
Model: 203

- Thank you for purchasing this product.
- Please read the instruction carefully before using.
- Please keep this user manual for further checking.

PACKING CONTENTS

1.USB Mosquito Killer 2. The Handle Belt 3. User Manual 4. USB Cable (1200mm)

CONSTRUCTION



CLEANING INSTRUCTIONS

- ※ Use a clean cloth dipped with some water and then wipe it.
- ※ Do not use naphtha, ethyl alcohol or spray cleanser to clean it.

SPECIFICATION

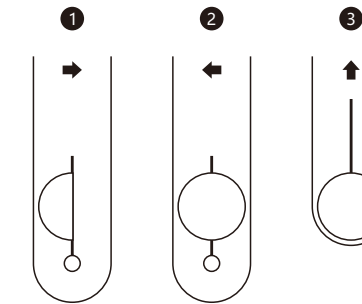
NAME: USB Mosquito Killer
MODEL: 203
INPUT: DC5V=0.5A
SIZE: 120x120x220mm
WEIGHT: 460g
PACKAGE SIZE: 130x130x230mm
G.W.: 492g
STANDARD: GB 4706.1-2005

WARRANTY CARD

PRODUCT NAME:
PRODUCT MODEL:
USER NAME:
PHONE:
PURCHASING ADD:
SELLER NAME:
PURCHASING DATE:

INSTRUCTIONS

1.Assemble the handle belt



2.Connect the USB cable

Connect mosquito killer to computer and adapter with USB cable, be sure to connect USB cable smoothly. Please use power source with DV5.0V, and current at least 0.5A. Do NOT connect it to high power source.


3.Press power button to turn on it, and press 2nd time to turn off it.

4.Disassemble mosquito container

Open the container at the bottom clockwise, rinse thoroughly with water then wipe it with a dry cloth.

5.Assemble mosquito container

Close the container counterclockwise after cleaning thoroughly.



CERTIFICATE :
MANUFACTURE DATE :
QC: